

2009 Let ARRA Projects	Local Region	Records: Days Overdue	Materials: Days Overdue	Payroll: Days Overdue	SF sent: Days Overdue	SF recieved: Days Overdue	Final Paid: Days Overdue
17	SWL: Avg	7	46	55	8	19	52
	Max	122	185	252	94	60	191
Project Counts	Overdue	0	0	0	0	0	1
	Completed	17	17	17	17	17	16
	Carryover	3	3	3	3	3	3
7	SEL: Avg	-30	-36	42	-20	19	21
	Max	51	39	135	43	57	129
Project Counts	Overdue	0	0	0	0	0	0
	Completed	7	7	7	7	7	7
	Carryover	5	5	5	5	5	5
11	NEL: Avg	6	-38	-50	-15	7	-24
	Max	38	26	24	35	26	19
Project Counts	Overdue	0	0	0	0	0	0
	Completed	11	11	11	11	11	11
	Carryover	2	2	2	2	2	2
27	NCL: Avg	5	6	45	9	10	6
	Max	67	62	110	62	60	130
Project Counts	Overdue	0	0	0	0	0	0
	Completed	27	27	27	27	27	27
	Carryover	9	9	9	9	9	9
13	NWL: Avg	-43	-11	-16	-30	32	-11
	Max	49	40	110	25	72	59
Project Counts	Overdue	0	0	0	0	0	0
	Completed	13	13	13	13	13	13
	Carryover	2	2	2	2	2	2
Milestone Average:		-6	2	22	-4	17	11

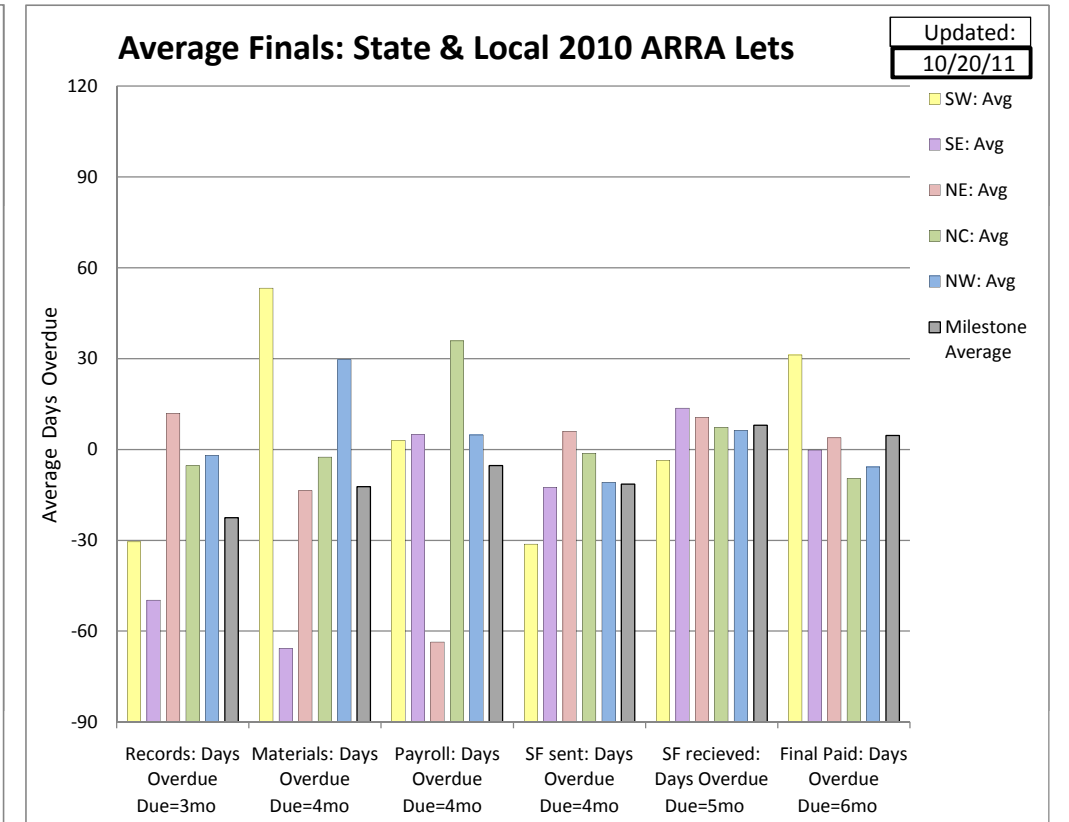
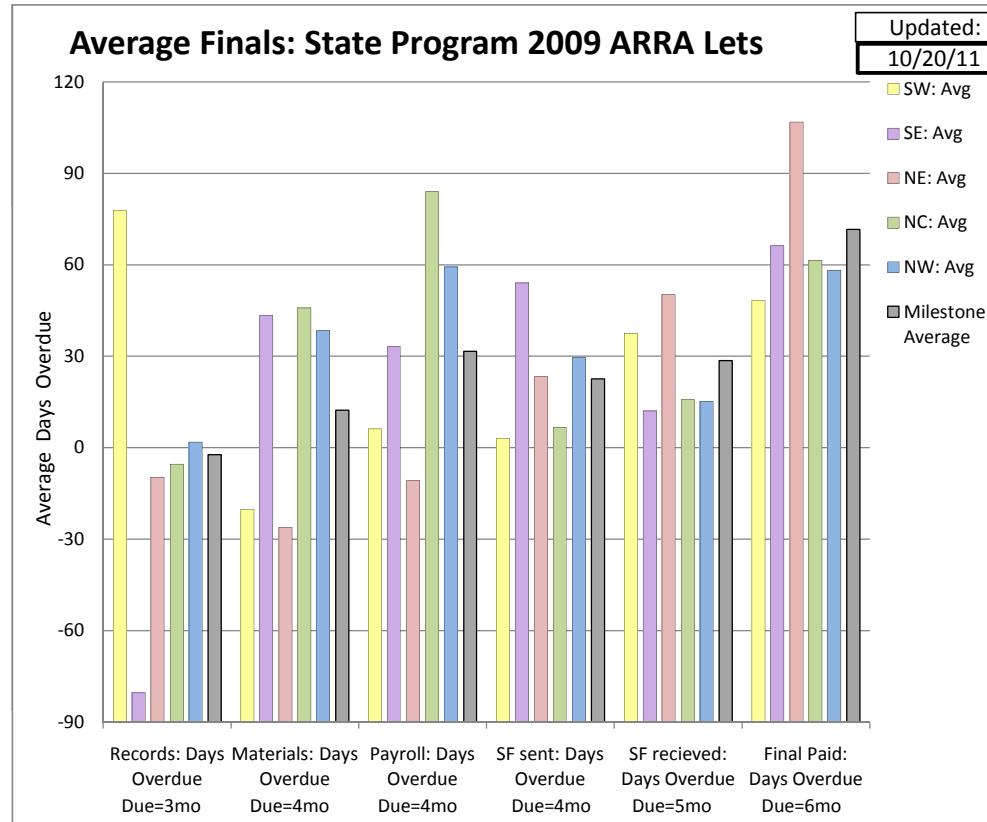
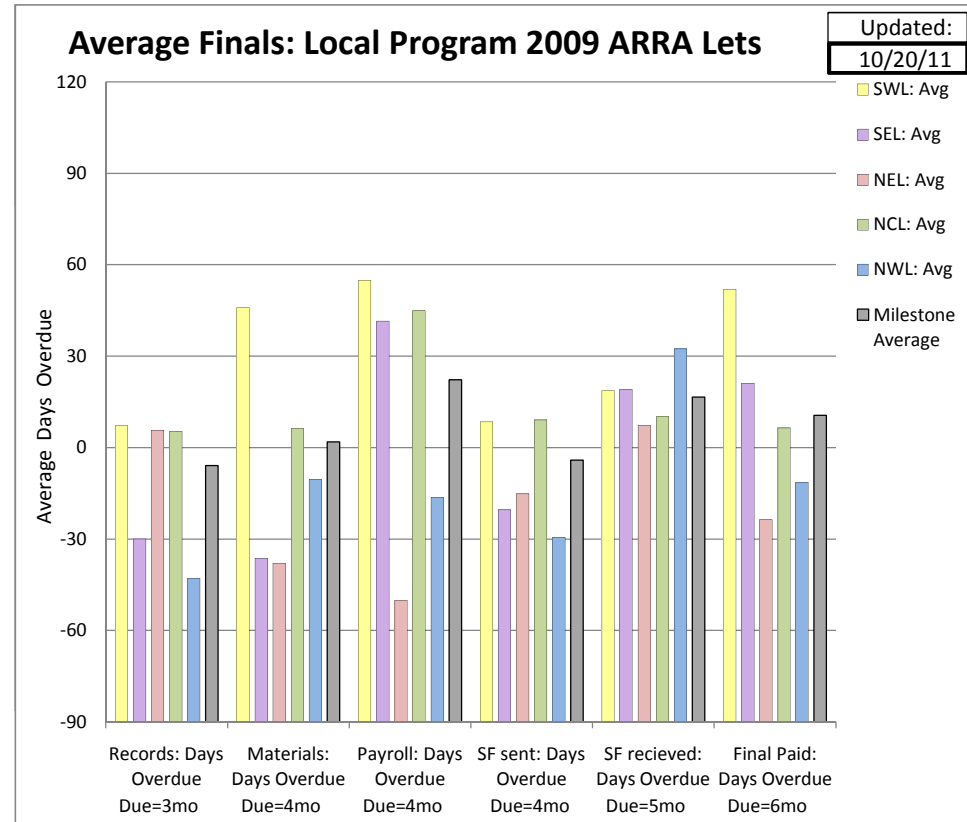
2009 Let ARRA Projects	State Region	Records: Days Overdue	Materials: Days Overdue	Payroll: Days Overdue	SF sent: Days Overdue	SF recieved: Days Overdue	Final Paid: Days Overdue
12	SW: Avg	78	-20	6	3	38	48
	Max	227	19	193	27	115	144
Project Counts	Overdue	0	0	0	0	0	0
	Completed	10	11	10	10	10	10
	Carryover	2	2	2	2	2	2
9	SE: Avg	-80	43	33	54	12	66
	Max	0	119	94	123	68	93
Project Counts	Overdue	0	3	3	3	0	0
	Completed	9	6	6	6	6	6
	Carryover	8	8	8	8	8	8
15	NE: Avg	-10	-26	-11	23	50	107
	Max	29	165	148	66	231	222
Project Counts	Overdue	0	0	0	0	2	2
	Completed	15	15	15	15	13	13
	Carryover	8	8	8	8	8	8
11	NC: Avg	-5	46	84	7	16	61
	Max	20	290	304	39	78	294
Project Counts	Overdue	0	0	0	0	0	2
	Completed	11	11	11	11	11	9
	Carryover	5	5	5	5	5	5
11	NW: Avg	2	38	59	30	15	58
	Max	84	140	253	154	53	199
Project Counts	Overdue	0	0	0	0	0	0
	Completed	11	11	11	11	11	11
	Carryover	0	0	0	0	0	0
Milestone Average:		-2	12	32	23	29	72

2010 Let ARRA Projects	State & Local Region	Records: Days Overdue	Materials: Days Overdue	Payroll: Days Overdue	SF sent: Days Overdue	SF recieved: Days Overdue	Final Paid: Days Overdue
37	SW: Avg	-31	53	3	-31	-4	31
	Max	34	101	110	18	10	294
Project Counts	Overdue	0	0	0	0	0	3
	Completed	35	28	30	28	28	25
	Carryover	7	7	7	7	7	7
78	SE: Avg	-50	-66	5	-12	14	0
	Max	92	86	228	236	205	194
Project Counts	Overdue	0	0	0	2	2	1
	Completed	66	60	57	58	55	52
	Carryover	7	7	7	7	7	7
32	NE: Avg	12	-14	-64	6	11	4
	Max	96	52	17	170	56	186
Project Counts	Overdue	0	1	-2	0	0	0
	Completed	29	27	30	28	24	27
	Carryover	4	4	4	4	4	4
14	NC: Avg	-5	-2	36	-1	7	-10
	Max	69	28	73	28	60	35
Project Counts	Overdue	2	1	1	1	0	0
	Completed	12	10	10	10	10	10
	Carryover	0	0	0	0	0	0
35	NW: Avg	-2	30	5	-11	6	-6
	Max	48	85	244	34	46	188
Project Counts	Overdue	2	0	0	0	0	0
	Completed	32	31	34	31	31	31
	Carryover	0	0	0	0	0	0
Milestone Average:		-23	-12	-5	-11	8	5

75

58

196



ARRA Projects 2009 & 2010		State & Local Regions		Records: Days Overdue	Materials: Days Overdue	Payroll: Days Overdue	SF sent: Days Overdue	SF recieved: Days Overdue	Final Paid: Days Overdue
66	SW: Avg	-1	37	19	-13	11	41		
	Max	227	185	252	94	115	294		
Project Counts	Overdue	0	0	0	0	0	4		
	Completed	62	56	57	55	55	51		
	Carryover	12							
94	SE: Avg	-52	-50	12	-5	14	8		
	Max	92	119	228	236	205	194		
Project Counts	Overdue	0	3	3	5	2	1		
	Completed	82	73	70	71	68	65		
	Carryover	20							
58	NE: Avg	5	-22	-46	6	21	27		
	Max	96	165	148	170	231	222		
Project Counts	Overdue	0	1	-2	0	2	2		
	Completed	55	53	56	54	48	51		
	Carryover	14							
52	NC: Avg	0	13	52	6	11	16		
	Max	69	290	304	62	78	294		
Project Counts	Overdue	2	1	1	1	0	2		
	Completed	50	48	48	48	48	46		
	Carryover	14							
59	NW: Avg	-10	22	10	-7	14	6		
	Max	84	140	253	154	72	199		
Project Counts	Overdue	2	0	0	0	0	0		
	Completed	56	55	58	55	55	55		
	Carryover	2							
Milestone Average:		-15	-4	9	-3	14	19		

329 = ARRA Projects averaged

